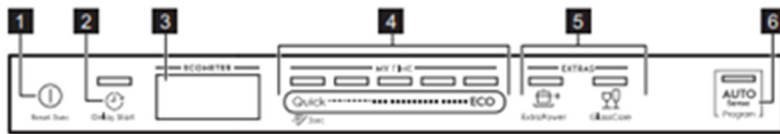


DISHWASHER ELECTROLUX

Open the water connection from the kitchen tap (on/off switcher) before starting the dishwasher. Close the connection after program has finished.

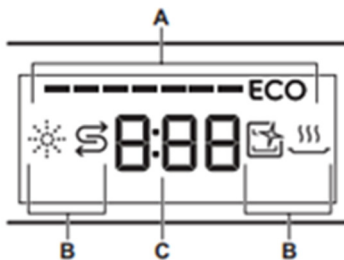


CONTROL PANEL



- 1. On/Off button
- 2. Delay Start -button
- 3. Screen
- 4. Programme buttons
- 5. EXTRAS buttons
- 6. AUTO Sense -button

Screen



- A. ECOMETER
- B. Indicator lamps
- C. Clock

ECOMETER

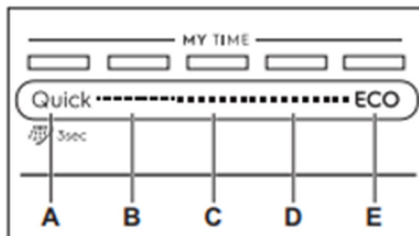


ECOMETER indicates the water and energy consumption of the selected programme. The more indicator bars visible, the lower the consumption.
ECO screen indicates the most environment friendly program for normally dirty dishes.

DAILY USE

1. Open the water connection.
2. Press the On/Off button until the machine switches on.
3. Slide your finger on the MY TIME selection bar to select desired program.
4. Turn on any extra function you want to use.
5. Close the machine door to start the program.
6. When the program is finished, close the water connection and open the machine door.

PROGRAMMES



- A. * **Quick** is the shortest programme (30 min). Suitable for lightly soiled dishes.
- * **Pre-rinse** (15 min). This programme is suitable to rinse the dishes to prevent odors forming inside the device. Do not use the washing detergent for this programme.
- B. **1h** programme. Suitable for the just used dishes or to wash lightly dried-on food remnants from the dishes.
- C. **1h 30min** programme. Suitable for normally soiled dishes.
- D. **2h 40min** programme. Suitable for heavily soiled dishes.
- E. **ECO** is the longest programme (4h). Suitable for normally soiled dishes. This program washes the dishes with the most efficient energy and water consumption.

EXTRAS

ExtraPower



ExtraPower improves the result of the selected washing programme by increasing the water temperature and prolonging the duration of the washing programme.


GlassCare



GlassCare provides gentle handling for washing delicate dishes. This additional function prevents rapid changes in the washing temperature. Protects glasses in particular from damage.

AUTO sense

AUTO sense program automatically adjusts the washing program according to the type of the dishes. The device recognizes how soiled the dishes are and the amount of the dishes in the dishwasher. This program automatically adjusts the temperature, water consumption and duration of the program.

Programme	Type of dishes	Degree of soiling	Program steps	EXTRAS
Quick	<ul style="list-style-type: none"> • Tableware • Cutlery 	<ul style="list-style-type: none"> • Lightly soiled 	<ul style="list-style-type: none"> • Wash 50°C • Rinse 45°C • AirDry 	<ul style="list-style-type: none"> • ExtraPower • GlassCare
 Pre-rinse	<ul style="list-style-type: none"> • All type of dishes 	<ul style="list-style-type: none"> • All degrees of soiling 	<ul style="list-style-type: none"> • Pre-rinse 	No extras
1h	<ul style="list-style-type: none"> • Tableware • Cutlery 	<ul style="list-style-type: none"> • Lightly soiled • Lightly dried-on 	<ul style="list-style-type: none"> • Wash 60°C • Rinse 50°C • AirDry 	<ul style="list-style-type: none"> • ExtraPower • GlassCare
1h 30min	<ul style="list-style-type: none"> • Tableware • Cutlery • Kettles • Frying pans 	<ul style="list-style-type: none"> • Lightly soiled • Lightly dried-on 	<ul style="list-style-type: none"> • Wash 60°C • Rinse 50°C • Drying • AirDry 	<ul style="list-style-type: none"> • ExtraPower • GlassCare
2h 40min	<ul style="list-style-type: none"> • Tableware • Cutlery • Kettles • Frying pans 	<ul style="list-style-type: none"> • Normally and heavily soiled • Heavily dried-on 	<ul style="list-style-type: none"> • Pre-rinse • Wash 60° • Rinse 60°C • Drying • AirDry 	<ul style="list-style-type: none"> • ExtraPower • GlassCare
ECO	<ul style="list-style-type: none"> • Tableware • Cutlery • Kettles • Frying pans 	<ul style="list-style-type: none"> • Normally soiled • Lightly dried-on 	<ul style="list-style-type: none"> • Pre-rinse • Wash 50-60°C • Rinse 60°C • Drying • AirDry 	<ul style="list-style-type: none"> • ExtraPower • GlassCare
AUTO Sense	<ul style="list-style-type: none"> • Tableware • Cutlery • Kettles • Frying pans 	<ul style="list-style-type: none"> • All degrees of soiling 	<ul style="list-style-type: none"> • Wash 70°C • Rinse • AirDry 	No extras
Machine Care	<ul style="list-style-type: none"> • Empty 	The program cleans the inside of the device		No extras