

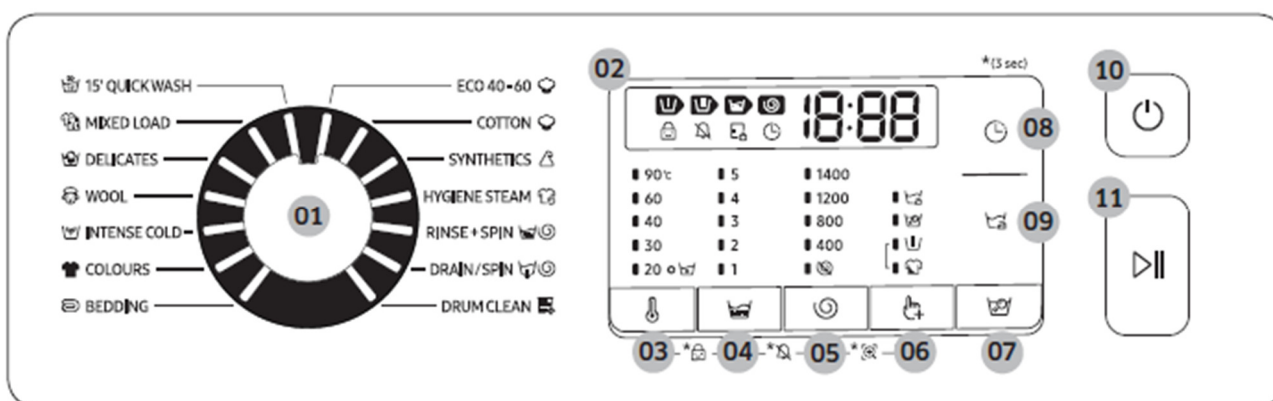
WASHING MACHINE SAMSUNG

Open the water connection for the washing machine (on/off switch on the wall). Close the connection after program has finished. ➡



Control panel

1. Cycle selector
2. Display
3. Temperature
4. Rinse
5. Spin
6. Options
7. Bubble soak
8. Delay End
9. Easy iron
10. Power
11. Start/Pause



Use



1. Open the water connection.
2. Press **Power** to turn on the washing machine.
3. Turn the **Cycle selector** to select a cycle.
4. Change the cycle settings (**Temperature**, **Rinse** and **Spin**) as necessary.
5. To add an option, press **Options**. Use the button again to choose a preferred item.
6. The machine provides the easy to access buttons for **Bubble soak**, **Dealy end** and **Easy iron** for your convenience. If you want to use one of these options, press the corresponding button.
7. Press **Start/Pause**.
8. When the cycle is finished, press **Power** to turn off the washing machine and open the machine door.
9. Close the water connection.

Options

Option		Description
	Prewash	• This will add a preliminary washing cycle before the main wash cycle.
	Intensive	• For badly soiled laundry. The operation time for each cycle is longer than normal.


Delay End

You can set the washing machine to finish your wash automatically at a later time, choosing a delay of between 1 to 19 hours (in 1 hour increments). The hour displayed indicates the time the wash will finish.

1. Select a cycle. Then change the cycle settings if necessary.
2. Press **Delay End**  repeatedly until a desired end time is set.
3. Press **Start/Pause**.
The corresponding indicator turns on with the clock running.
4. To cancel the **Delay End** , restart the washing machine by pressing **Power**.





Real-life case

You want to finish a two-hour cycle 3 hours later from now. For this, you add the Delay End option to the current cycle with the 3-hour setting, and press **Start/Pause** at 2:00 p.m. Then, what happens? The washing machine starts operating at 3:00 p.m., and ends at 5:00 p.m. Provided below is the time line for this example.





Child Lock

To prevent accidents by children, Child Lock locks all buttons except for **Power**.

- To set the Child Lock function, hold down **Temp.**  and **Spin**  simultaneously for 3 seconds.
- To release the Child Lock function, hold down **Temp.**  and **Spin**  simultaneously for 3 seconds.

Sound On/Off




You can turn on or off the key. Your setting will remain effective after you restart the machine.












- To mute the sound, hold down **Spin**  and **Options**  simultaneously for 3 seconds.
- To unmute the sound, hold down again for 3 seconds.

NOTE

- In the Child Lock state, you must first release the Child Lock if you want to add detergent or laundry.
- Your setting will be kept even after restarting the machine.

Cycle overview

Cycle	Description	Max load (kg)		
		9 kg	8 kg	7 kg
 ECO 40-60	<ul style="list-style-type: none">• For cleaning normally soiled cotton items which are declared to be washable at 40 °C or 60 °C, together in the same cycle. This cycle is used to assess the compliance with the EU Ecodesign legislation.• This cycle is set as a default.	Max	Max	Max
 COTTON	<ul style="list-style-type: none">• For cottons, bed linens, table linens, underwear, towels, or shirts. The washing time and the rinse count are automatically adjusted according to the load.• For cleaning lightly soiled cotton items at a nominal temperature of 20 °C.	Max	Max	Max
 SYNTHETICS	<ul style="list-style-type: none">• For fabrics that are made of polyester(diolen, trevira), polyamide (perlon, nylon), or the like.	4	4	4

 HYGIENE STEAM	<ul style="list-style-type: none"> Cotton and linen fabric which have been in direct contact with the skin, e.g. underwear. For optimum hygiene results select a temperature of 60 °C or above. Steam cycles feature allergy care and bacteria elimination (sterilize). 	4	4	4
 RINSE+SPIN	<ul style="list-style-type: none"> Featuring an additional rinse process after applying fabric softener to the laundry. 	Max	Max	Max
 DRAIN/SPIN	<ul style="list-style-type: none"> For draining the water inside the drum and running an additional spin process to effectively remove moisture from laundry. 	Max	Max	Max
 DRUM CLEAN	<ul style="list-style-type: none"> Cleans the drum by removing dirt and bacteria from it. Perform once every 40 washes with no detergent or bleach applied. Notification message appears after every 40 washes. Make sure the drum is empty. Do not use any cleaning agents for cleaning the drum. 	-	-	-
 15' QUICKWASH	<ul style="list-style-type: none"> For lightly soiled items in less than 2.0 kg that you want to wash quickly. Use less than 20 g of detergent. Using more than 20 g of detergent may leave detergent residue. For liquid detergent, use a maximum of 20 ml of liquid detergent. 	2	2	2
 MIXED LOAD	<ul style="list-style-type: none"> For mixed load consisting of cotton and synthetic. 	4	4	4
 DELICATES	<ul style="list-style-type: none"> For sheer fabrics, bras, lingerie (silk), and other handwash-only fabrics. For best performance, use liquid detergent. 	2	2	2
 WOOL	<ul style="list-style-type: none"> Specific for machine-washable wool. The WOOL cycle features fine pulsating and soaking to protect the wool fibres from shrinkage/distortion. A neutral detergent is recommended. 	2	2	2
 INTENSE COLD	<ul style="list-style-type: none"> Low temperature ecobubble cycle helps reduce power consumption. 	4	4	4
 COLOURS	<ul style="list-style-type: none"> Featuring additional rinses and reduced spinning to ensure that the laundry is washed gently and rinsed thoroughly. 	4	4	4
 BEDDING	<ul style="list-style-type: none"> For bed spreads, bed sheets, bedding covers, etc. For best results, wash only 1 type of bedding. 	2	2	2