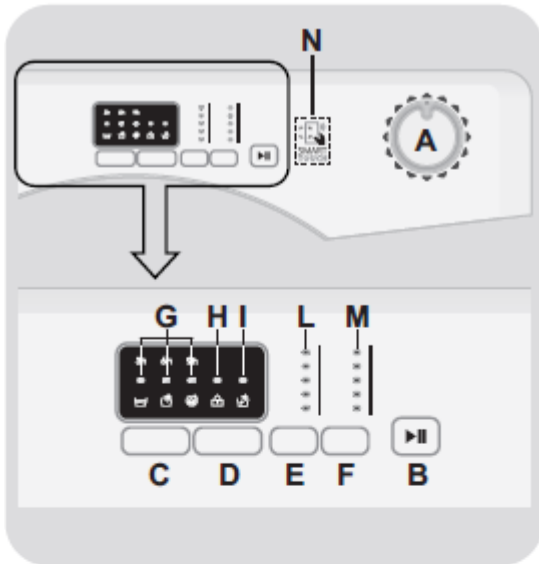


WASHING MACHINE ELECTROLUX

Open the water connection for the washing machine (on/off switch on the wall). Close the connection after program has finished. →



CONTROLS AND PROGRAMS










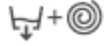








- A Programme selector with OFF position
- B START/PAUSE button
- C DELAY START button
- D EXTRA RINSE button
- E TEMPERATURE SELECTION button
- F SPIN SPEED button
- G DELAY START TIME / WASH STAGE indicator lights
- H DOOR LOCKED indicator light
- I EXTRA RINSE indicator light
- L TEMPERATURE SELECTION indicator lights
- M SPIN SPEED indicator lights
- N SMART TOUCH area

USE

1. Open the water connection.
2. Select the required program by turning the programme selector.
3. Adjust the washing temperature if necessary and press required "option" buttons.
4. Press the START/PAUSE button to start washing.
5. At the end of the programme, wait until the DOOR LOCKED light has gone out before opening the door (2 minutes).
6. Turn off the washing machine by turning the programme selector to OFF position.
7. Close the water connection.

PROGRAMME TABLE

PROGRAMME		kg * (MAX.)						TEMP. °C ¹⁾		DETERGENT		
								Recommended	Max.	1 o 2		
	Whites	5	5,5	6	6,5	7	8	60°	90°	●	●	(●)
	Cottons + Prewash	5	5,5	6	6,5	7	8	40°	60°	●	●	(●)
EcoMix 20°	EcoMix 20°	5	5,5	6	6,5	7	8	20°	20°	●	●	
	Cottons**	5	5,5	6	6,5	7	8	40°	60°	●	●	
	Synthetics	3	3	3	3	3	3,5	40°	60°	●	●	
	Daily 59 Min.	2	2	2	2,5	2,5	2,5	60°	60°	●	●	
	Rapid 30 Min.	1,5	1,5	1,5	1,5	1,5	2,5	30°	30°	●	●	
	Rinse	-	-	-	-	-	-	-	-	△	●	
	Drain + Spin	-	-	-	-	-	-	-	-			
	Delicates	2	2	2	2	2	2,5	40°	40°	●	●	
	Jeans	3	3	3	3	3	3	40°	40°	●	●	
	Baby Care	4	4	4	4	4	4,5	60°	60°	●	●	
	Wool	1	1	1	1	1	1,5	40°	40°	●	●	
	Hand Wash	1	1	1	1	1	1,5	30°	30°	●	●	
	Customizable setting that interacts with the App on your smartphone and to download the cycles (see the dedicated section). The factory sets the default programme Auto-Clean, which will sanitize the machine.											