


## TAKAN KÄYTTÖOHJE

1. Vedä savupelti auki
2. Aseta ilmastointi minimille liesikuvusta
3. Laita takkakytkin päälle
4. Avaa tuhkaluukun ilmanottoaukko
5. Aloita takan käyttö pienellä määrällä puita
6. Tarvittaessa avaa jokin tuuletusikkuna hieman raolleen

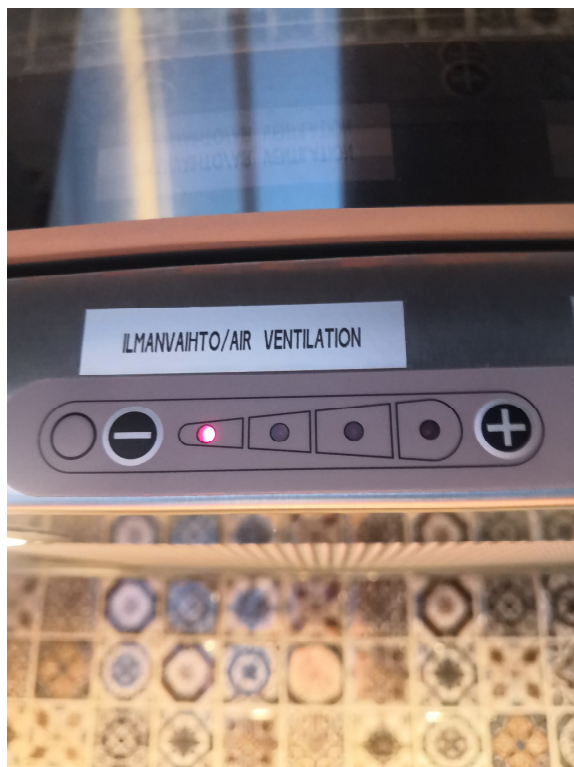
## FIREPLACE INSTRUCTIONS

1. Pull out chimney cover
2. Set the air conditioning to minimum in the cooker hood
3. Turn on the fireplace switch
4. Adjust combustion air control in ash box under fireplace door
5. Start with a small amount of firewood
6. If necessary open one of the windows a little bit

1. Pull out chimney cover on a top of fireplace.




2. Set the air conditioning to minimum in the cooker hood.



3. Turn on fireplace switch.







4. Adjust combustion air control in ash box under fireplace door.
5. Start with a small amount of wood. You can also use Firestarter when you set a fire.

